


IMPORTANT

OUR SCHOOL APP IS NOW LIVE! GROUPCALL XPRESSIONS
PLEASE DOWNLOAD THE APP AND START TO USE IT TO PAY
FOR TRIPS ETC AND TO RECEIVE THE LATEST SCHOOL
INFORMATION.

Please follow the step by step guide below to log in.

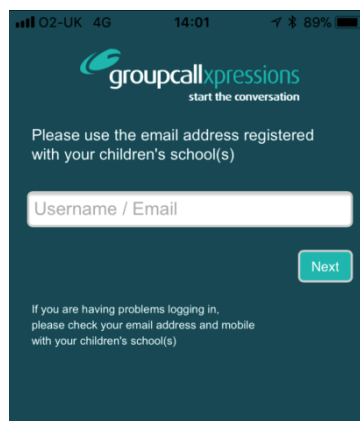
Go to your App Store and download 'Groupcall Xpressions'.

The app should look like this.



Once you have downloaded you will need to log into the App.

Your log in screen should look like this.



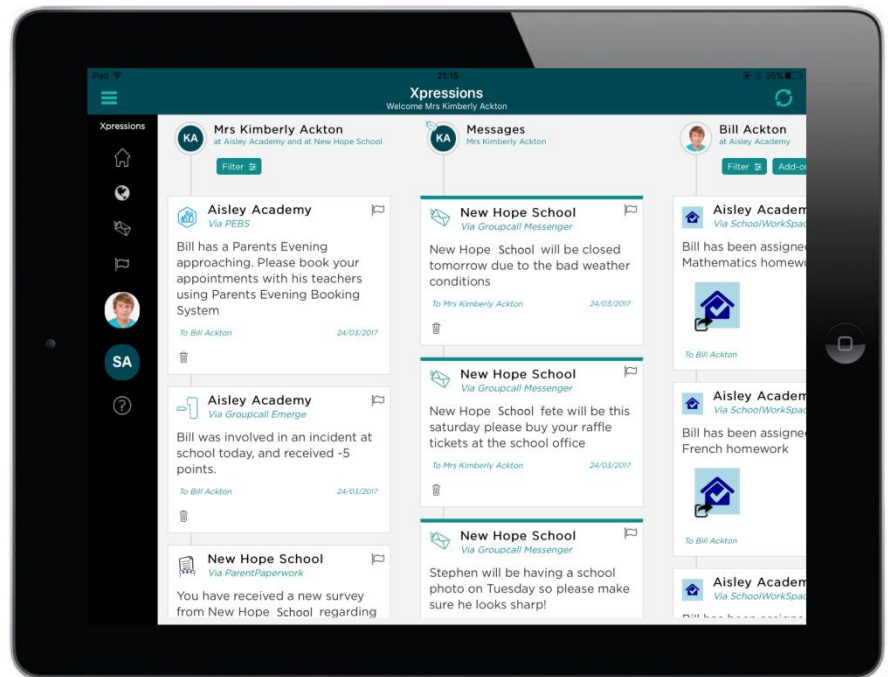
Username: (your email address - use the same one given to the school)

Password: (phone number - use the number given to the school)

1. Groupcall Xpressions will then send you a code via text to input onto the app.
2. You then choose your own password and can do a thumb print, if you have this facility.
3. You then make your own 4 digit passcode.

On your first log in you will be given a tutorial to help guide you around the App, I would advise you look at this as it will help you find the information.

If you have more than 1 child at school, you will notice on the left hand side of the main screen you will have initials of each child for you to click on and see information relating to your child.



For you to be notified of any messages going onto the app, you will need to go to your phone settings and click on the Groupcall Xpressions app to enable 'push notifications' so you will get a message to say there is an alert in Groupcall Xpressions.

This app is a fantastic way of communicating with you and for you to be able to pay for trips etc.

If you would like help setting this up on your phone, I will be holding a drop in session on Tuesday 14th November and Thursday 16th November 3.15pm-4pm. I will also be here to answer any questions or queries.

Kind regards

L Crow

Mrs Crow
Senior Administrator