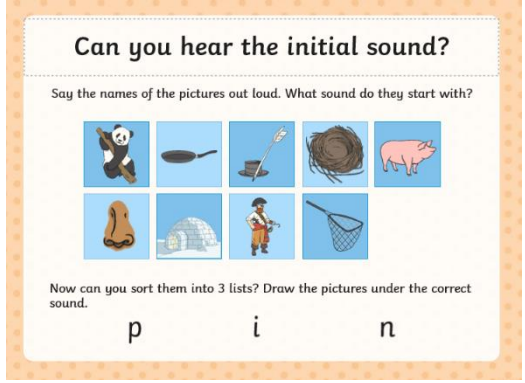

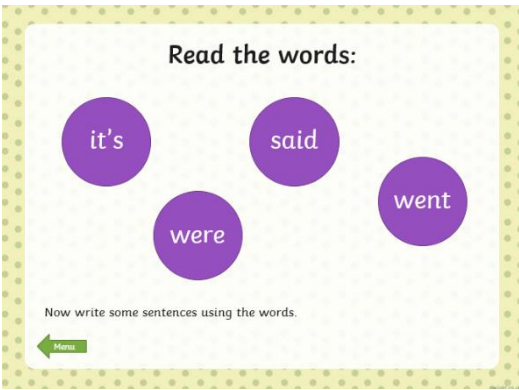





Phase 2	Phase 3	Phase 4
<p>Sounds – Please practise all sounds on the phase 2/3 sound mat in you book bag</p>	<p>Sounds – Please practise the sounds ‘th’ and ‘ng’.</p>	<p>Sounds – Please practise the constant clusters ‘mp’ and ‘nt’.</p>
<p>Please practise reading these words – an, in, nip, pan, pin, tin, tan, nap</p>	<p>Please practise reading these words – them, then, that, this, ring, rang, hang, song</p>	<p>Please practise reading these words – lamp, stomp, chomp, tent, went, bent.</p>
<p>Please practise reading these captions – A pin on a map Pots and pans Dad and nan</p>	<p>Please practise reading these captions – The can will chug up the long hill Sasha had a quick chat with Cath and me A moth can be fat but its wings are thin</p>	<p>Please practise reading these yes/no sentences – Did a shark ever jump up a tree? Can frogs swim in ponds? Is the moon green?</p>
<p>Writing Task –</p> 	<p>Writing Task –</p> 	<p>Writing Task –</p> 
<p>Please practise reading and writing the tricky words – I, to, no, go, into, the</p>	<p>Tricky words – he, she, me, my, by, was, they, you, are, all</p>	<p>Tricky words – said, have, like, so, do, some, come, little, one, were, there, what, when, out</p>
<p>Handwriting – Please practise writing these letters on a line.</p>  <p>c - curl around the caterpillar</p>	<p>Handwriting – Please practise writing these letters on a line.</p>  <p>c - curl around the caterpillar</p>	<p>Handwriting – Please practise writing these letters on a line.</p>  <p>c - curl around the caterpillar</p>

d- around the dinosaur's bottom, up his tall and down to his toes.

d- around the dinosaur's bottom, up his tall and down to his toes.

d- around the dinosaur's bottom, up his tall and down to his toes

Maths Challenge

Put the Numbers in Order



Can you order them from smallest to biggest and biggest to smallest?
Repeat this activity but use numbers up to 20.

