
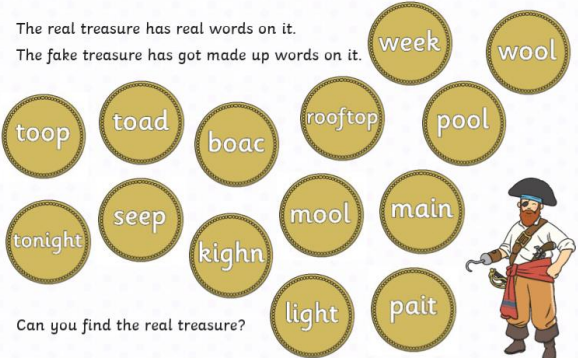
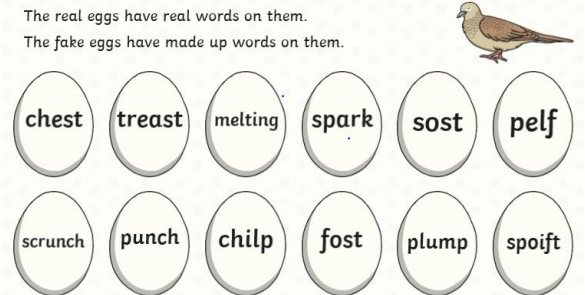






Phase 2	Phase 3	Phase 4
<p>Sounds – Please practise all sounds on the phase 2/3 sound mat in you book bag</p>	<p>Sounds – Please practise the sounds ‘ar’ and ‘or’.</p>	<p>Sounds – Please practise the constant clusters ‘lk’ and ‘pt’.</p>
<p>Please practise reading these words – got, on, not, pot, top, dog, pop, God</p>	<p>Please practise reading these words – park, car, farm, barn, fork, pork, torn, horn</p>	<p>Please practise reading these words –milk, silk, hulk, slept, wept, script,</p>
<p>Please practise reading these captions – Rats on a sack A pup in the mud Run to the den</p>	<p>Please practise reading these captions – Goats in a farmyard The light of a torch Boots on a mat</p>	<p>Please practise reading these yes/no sentences – Do some dogs have black spots? Are you glad when you have a pain? Can we see the stars on a clear night?</p>
<p>Writing Task –</p> <p>Can you hear the initial sound?</p> <p>Say the names of the pictures out loud. What sound do they start with?</p>  <p>Now can you sort them into 3 lists? Draw the pictures under the correct sound.</p> <p style="text-align: center;">m d g</p>	<p>Writing Task –</p> <p>Help Pirate Pete find the treasure!</p> <p>The real treasure has real words on it. The fake treasure has got made up words on it.</p>  <p>Can you find the real treasure?</p>	<p>Writing Task -</p> <p>Help Thelma the Thrush!</p> <p>The real eggs have real words on them. The fake eggs have made up words on them.</p> 
<p>Please practise reading and writing the tricky words – I, to, no, go, into, the</p>	<p>Tricky words – he, she, me, my, by, was, they, you, are, all</p>	<p>Tricky words – said, have, like, so, do, some, come, little, one, were, there, what, when, out</p>
<p>Handwriting – Please practise writing these letters on a line.</p>	<p>Handwriting – Please practise writing these letters on a line.</p>	<p>Handwriting – Please practise writing these letters on a line.</p>

 <p>k- Down the kangaroo's body, tail and leg L- Down the long leg</p>	 <p>k- Down the kangaroo's body, tail and leg L- Down the long leg</p>	 <p>k- Down the kangaroo's body, tail and leg L- Down the long leg</p>
---	--	---

Maths Challenge

Patterns

Finish these patterns.



Equipment needed: Coloured crayons or felt-tip pens

How many different patterns can you make using three different colours?

Can you make a pattern using circles and squares?

Can you make a pattern using triangles and rectangles?

