









English	Work to complete.
Tiger 	<p>This week we are going to write a diary, to our future selves, about this strange time during the 'Coronavirus Pandemic'.</p> <p>Each day (Monday, Tuesday, Wednesday, Thursday, Friday, Saturday and Sunday) write a diary entry that could include sentences on the following:</p> <ul style="list-style-type: none"> • What you have done that day. • What has happened. • How you are feeling. • Anything else that you think could be significant.
Rabbit 	<p>Send me a photo of your entries and we can tweet them so everyone can see what it is like for children during this time away from school.</p>
Dog 	<p>This is your time to voice your opinion and views so make the most of it.</p> <p>Remember to use your writing objectives and if you have a phoneme sound mat, use that when sounding out words.</p>
Cat 	<p>BASICS</p> <ol style="list-style-type: none"> 1. Finger spaces. 2. Capital letters - name, place, start of a sentence. 3. Full stop/exclamation mark/question mark at the end of a sentence.
Cat 	

Handwriting	Work to complete.
Joining Group - Mrs Kilner	<p>Nelson Handwriting Workbook 5 - Unit 3 - 'ed'.</p> <p>Practise writing the 'ed' join by writing these words that contain the letters.</p> <ul style="list-style-type: none">• Ted• jumped• raced <p>Challenge - now put all three of the words above in to one super sentence that will blow my socks off.</p> <p>Remember to join the letters you have already practised.</p>
Letter Formation Group - Miss Struggles	<p>Nelson Handwriting Blue Level - Unit 3 - 'q and o'.</p> <p>Practise writing the 'q' and 'o' letters by writing these words that contain the letters.</p> <ul style="list-style-type: none">• queen• quiz• cot• jog

SPaG	Work to complete.
<p>Tiger</p> 	<p>Rewrite the passage in your red book underlining the words that you have had to correct because Mr Whoops has spelt them wrong. There are 12 words spelt incorrectly.</p>
<p>Rabbit</p> 	<p>i wish it could be Christmas evry single day. I luv getting up really early to see what Santa has put in my stocking. I usually get muny and cloths from my aunty and uncle, which is sow kinde of them. We usually have a howse ful of peeple and we all help cook staek, vegetables and potatoes. I think it's the best day ever!</p>
<p>Dog</p> 	<p>Make a list of the words that Mr Whoops has to practise.</p>

Phonics

Work to complete

Only the children that have the 'Phoneme sound mat' sheet in their home learning pack.

Dog



Say the sounds in each phase as we do in phonics 'qu' as in queen.

Go on to Espresso phonics (the one with the skateboard) and go to Phase 4. Choose any of the videos and then complete any of the activities. Spend about 20 minutes on phonics today.






Cat


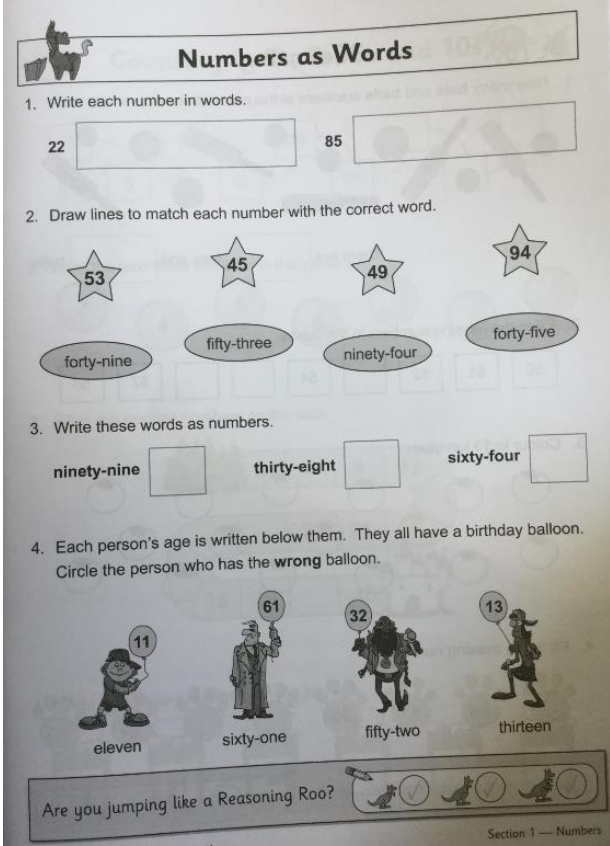


Say the sounds in each phase as we do in phonics 'qu' as in queen.

Go on to Espresso phonics (the one with the skateboard) and go to Phase 3. Choose the 'ai' and 'ee' video and then complete the corresponding activity. Spend about 20 minutes on phonics today.



<h2 style="margin: 0;">Maths</h2>	<h3 style="margin: 0;">Work to complete</h3>
<p>Problem of the day Circles, Squares, Triangles and Rectangles</p>	<p>Complete the problem of the day. Show your workings in your red book.</p> <div style="text-align: center; margin: 10px 0;"> <h3 style="background-color: #e67e22; color: white; padding: 5px; display: inline-block;">Problems of the Day 2020</h3> </div> <div style="text-align: right; margin-bottom: 10px;"> Day 15 </div> <div style="display: flex; justify-content: space-between;"> <div style="width: 45%;"> <p>1 In a box</p> <ul style="list-style-type: none"> • $\frac{1}{4}$ of the apples are green. • The rest are red. • There are 5 green apples. <p>How many apples are red?</p> <div style="text-align: center; margin: 10px 0;">  </div> </div> <div style="width: 45%; border-left: 2px solid #f1c40f; padding-left: 10px;"> <p>2 Amir has 10 cartons of juice.</p> <div style="text-align: center; margin: 10px 0;">  </div> <p>Each carton holds 2 litres of juice.</p> <p>How much juice is in 7 cartons?</p> </div> </div> <div style="text-align: right; margin-top: 20px;">  </div>

<h2 style="margin: 0;">Circles</h2> <div style="text-align: center; margin: 10px 0;">  </div>	<p>In your KS1 Maths SAT Buster Arithmetic book.</p> <p>Complete 'Counting in steps of 2' on page 1. Enter the work in the book itself.</p> <div style="text-align: center; margin: 10px 0;">  </div>	<p>Maths Blast Calculations:</p> <p>$29 + 82 =$</p> <p>$32 - 19 =$</p> <p>$8 \times 10 =$</p> <p>$90 \div 3 =$</p> <p>$\frac{1}{3}$ of $27 =$</p> <p>$? + 23 = 41$</p> <p>$50 - ? = 25$</p> <p>$? - 16 = 24$</p>
--	--	--

Squares



In your KS1 Maths SAT Buster Arithmetic book.

Complete 'Counting in steps of 2' on page 1. Enter the work in the book itself.

Numbers as Words

1. Write each number in words.

22 85

2. Draw lines to match each number with the correct word.

53 45 49 94

forty-nine fifty-three ninety-four forty-five

3. Write these words as numbers.

ninety-nine thirty-eight sixty-four

4. Each person's age is written below them. They all have a birthday balloon. Circle the person who has the **wrong** balloon.

11 61 32 13

eleven sixty-one fifty-two thirteen

Are you jumping like a Reasoning Roo?

Section 1 — Numbers

Maths Blast

Calculations:

$$29 + 82 =$$

$$32 - 19 =$$

$$8 \times 10 =$$

$$90 \div 3 =$$


$$1/3 \text{ of } 27 =$$

$$? + 23 = 41$$

$$50 - ? = 25$$

$$? - 16 = 24$$

Triangles



In your KS1 Maths SAT Buster Arithmetic book.

Complete 'Counting in steps of 2' on page 1. Enter the work in the book itself.

Maths Blast

Calculations:

$$29 + 82 =$$

$$32 - 19 =$$

$$8 \times 10 =$$

$$90 \div 3 =$$

$$1/3 \text{ of } 27 =$$

$$? + 23 = 41$$

$$50 - ? = 25$$

$$? - 16 = 24$$

Numbers as Words

1. Write each number in words.

22 85

2. Draw lines to match each number with the correct word.

53 45 49 94

forty-nine fifty-three ninety-four forty-five

3. Write these words as numbers.

ninety-nine thirty-eight sixty-four

4. Each person's age is written below them. They all have a birthday balloon. Circle the person who has the **wrong** balloon.

11 eleven 61 sixty-one 32 fifty-two 13 thirteen

Are you jumping like a Reasoning Roo?

Section 1 — Numbers

Rectangles



In your KS1 Maths SAT Buster Arithmetic book. Complete 'Counting in steps of 2' on page 1. Enter the work in the book itself.

Section 1 — Numbers

Numbers 1 to 20

1. Draw lines to match each number to the correct word. One has been done for you.

Thirteen 1 Eight 8

18 One 13 Eighteen

2. Write each number in words.

11 17

3. Fill in the missing numbers on these shirts.

Five 5 Seven Nine Twelve

Are you bouncing like a Reasoning Roo?

Maths Blast Calculations:
 $29 + 12 =$
 $32 - 19 =$
 $8 \times 10 =$
 $90 \div 3 =$
 $1/3 \text{ of } 27 =$

Diamonds



Count each set of pets and write down how many there are. Remember to make sure you write your numbers correctly and the right way around.

15 yellow chicks

15 grey rabbits

12 hamsters

14 green snakes

14 orange fish

12 penguins

15 orange cats

10 green turtles

18 black spiders




Maths Blast
Calculations:

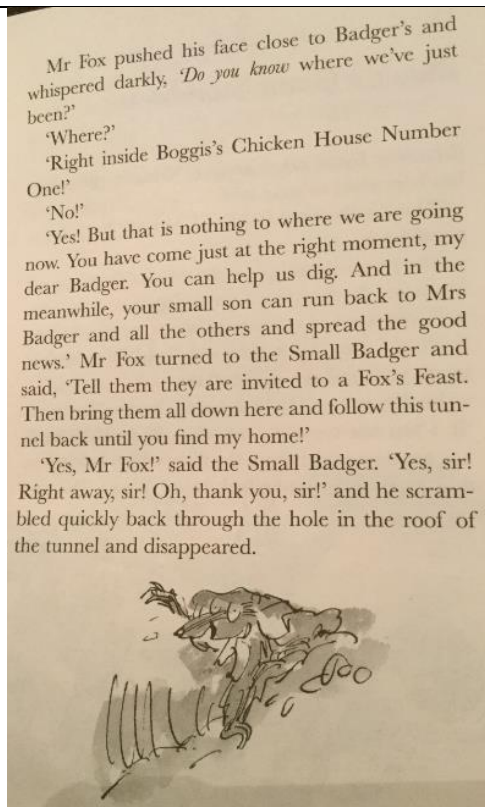
$7 + 5 =$

$15 - 4 =$

$2 \times 2 =$

$2 \div 2 =$

<h1>Guided Reading</h1>	<h2>Work to complete.</h2>	
<p>Group 1</p>	<p>Read Chapter 12 of Fantastic Mr Fox. The chapter is below.</p>	
<p>Group 2</p>	<p>12 Badger</p> <p>Mr Fox and the three remaining Small Foxes dug fast and straight. They were all too excited now to feel tired or hungry. They knew they were going to have a whacking great feast before long and the fact that it was none other than Boggis's chickens they were going to eat made them churgle with laughter every time they thought of it. It was lovely to realize that while the fat farmer was sitting up there on the hill waiting for them to starve, he was also giving them their dinner without knowing it. 'Keep digging,' said Mr Fox. 'It's not much further.'</p>	 <p>All of a sudden a deep voice above their heads said, 'Who goes there?' The foxes jumped. They looked up quickly and they saw, pecking through a small hole in the roof of the tunnel, a long black pointed furry face.</p> <p>'Badger!' cried Mr Fox.</p> <p>'Foxy!' cried Badger. 'My goodness me, I'm glad I've found <i>someone</i> at last! I've been digging around in circles for three days and nights and I haven't the foggiest idea where I am!'</p>
<p>Group 3</p>	 <p>'Who is <i>we</i>?' asked Mr Fox.</p> <p>'All us diggers. That's me and Mole and Rabbit and all our wives and children. Even Weasel, who can usually sneak out of the tightest spots, is right now hiding down my hole with Mrs Weasel and six kids. What on earth are we going to do, Foxy? I think we're finished!'</p> <p>Mr Fox looked at his three children and he smiled. The children smiled back at him, sharing his secret. 'My dear old Badger,' he said, 'this mess you're in is all my fault . . .'</p> <p>'I <i>know</i> it's your fault!' said Badger furiously. 'And the farmers are not going to give up till they've got you. Unfortunately, that means <i>us</i> as well. It means everyone on the hill.' Badger sat down and put a paw around his small son. 'We're done for,' he said softly. 'My poor wife up there is so weak she can't dig another yard.'</p>	 <p>'Nor can mine,' said Mr Fox. 'And yet at this very minute she is preparing for me and my children the most delicious feast of plump juicy chickens . . .'</p> <p>'Stop!' cried Badger. 'Don't tease me! I can't stand it!'</p> <p>'It's true!' cried the Small Foxes. 'Dad's not teasing! We've got chickens galore!'</p> <p>'And because everything is entirely my fault,' said Mr Fox, 'I invite you to share the feast. I invite <i>everyone</i> to share it - you and Mole and Rabbit and Weasel and all your wives and children. There'll be plenty to go round, I can assure you.'</p> <p>'You mean it?' cried Badger. 'You <i>really</i> mean it?'</p>



Challenge - in no more than 100 words, can you retell this chapter in your own words. Remember the BASICS of writing.

Group 4



Read something to a member of your family. It can be your home reading book, a book you have at home, a comic, a newspaper or anything else.



Group 5

Go onto your Reading Eggs - about 30 minutes.



Topic	What to do?
All Y2 children	<p data-bbox="528 259 970 389"> Art  and DT</p> <p data-bbox="432 443 1078 477">You have just won the lottery! Congratulations.</p> <p data-bbox="432 521 1390 600">You can use the money to design anything (house, rocket, yacht, plane anything).</p> <p data-bbox="432 645 1469 763">Draw a picture of what you would use the money for. The bigger the better but make sure you include detail in your drawing because you will need it later on, just wait and see.</p>