
















<p style="text-align: center;">Phase 2</p> <p style="text-align: center;">Useful online website – Phonics Play - https://www.phonicsplay.co.uk/# select the phase you need and have a go at the games and activities to mix things up a bit!</p>	<p style="text-align: center;">Phase 3</p> <p style="text-align: center;">Useful online website – Phonics Play - https://www.phonicsplay.co.uk/# select the phase you need and have a go at the games and activities to mix things up a bit!</p>	<p style="text-align: center;">Phase 4</p> <p style="text-align: center;">Useful online website – Phonics Play - https://www.phonicsplay.co.uk/# select the phase you need and have a go at the games and activities to mix things up a bit!</p>
<p>Sounds – Please practise all sounds on the phase 2/3 sound mat in you book bag</p>	<p>Sounds – Please practise the sounds ‘ng’ and ‘ai’.</p>	<p>Sounds – Please practise the constant clusters ‘st and ‘nd’.</p>
<p>Please practise reading these words – sunset, rim, rip, ram, rat, rag</p>	<p>Please practise reading these words –ring, thing, bing, rain, chain, rail,</p>	<p>Please practise reading these words- star, stop, stamp, hand, kind, sand</p>
<p>Please practise reading these captions – Pack a pen in a bag A doll in a cot A cat and a big fat rat <i>Can you have a go at reading the caption and drawing a picture of it?</i></p>	<p>Please practise reading the captions – Chip dashes after it but cannot see it <i>He feels sad and runs back to his kennel</i> <i>Chip the dog runs to the woods</i> <i>Can you have a go at reading the caption and drawing a picture of it?</i></p>	<p>Please practise reading this caption and substitute with a word below - The train had to stop in the fog Hand Wait Storm truck</p>
<p>Writing Task –</p> <div style="border: 1px solid black; padding: 10px; margin: 10px 0;"> <p style="text-align: center;">Can you hear the initial sound?</p> <p style="text-align: center;">Say the names of the pictures out loud. What sound do they start with?</p> <div style="display: flex; justify-content: space-around;">      </div> <div style="display: flex; justify-content: space-around; margin-top: 10px;">     </div> <p style="text-align: center; margin-top: 10px;">Now can you sort them into 3 lists? Draw the pictures under the correct sound.</p> <p style="text-align: center; font-size: 2em; letter-spacing: 2em;">p i n</p> <p style="margin-top: 20px;"><i>Can you put some of the words into sentences? Model writing the sentence for them first and support with sounding out. Don't forget to include finger spaces.</i></p> </div>	<p>Writing Task – What animals can you see on the farm?</p> <div style="border: 1px solid black; padding: 10px; margin: 10px 0;"> <p style="text-align: center;">Spring at the Farm</p> <p style="text-align: right; font-size: 0.8em;">Level 3</p> <p style="font-size: 0.8em;">1. Write a label in each of the empty spaces.</p>  <p style="margin-top: 20px;"><i>Model writing the sentence for them first and support with sounding out. Don't forget to include finger spaces.</i></p> </div>	<p>Writing Task –</p> <div style="border: 1px solid black; padding: 10px; margin: 10px 0;"> <p style="text-align: center;">These words use st:</p> <p style="font-size: 0.8em;">Sound talk the words. Can you hear the adjacent consonants in each word? Are they at the start or the end of the word?</p> <div style="display: flex; justify-content: space-around; align-items: center;"> <div style="text-align: center;"> <p style="font-size: 0.8em;">nest</p>  </div> <div style="text-align: center;"> <p style="font-size: 0.8em;">star</p>  </div> <div style="text-align: center;">  <p style="font-size: 0.8em;">stairs</p> </div> </div> <div style="display: flex; justify-content: space-around; align-items: center; margin-top: 10px;"> <div style="text-align: center;"> <p style="font-size: 0.8em;">stick</p>  </div> <div style="text-align: center;"> <p style="font-size: 0.8em;">toast</p>  </div> </div> <p style="font-size: 0.8em; margin-top: 10px;">Now write the words.</p> <div style="display: flex; justify-content: space-between; align-items: center;"> ← Menu See answers </div> <p style="margin-top: 20px;"><i>Can you put some of these words into sentences? Don't forget to include a capital letter, finger spaces and a full stop.</i></p> </div>

Please practise reading and writing the tricky words – I, to, no, go, into, the

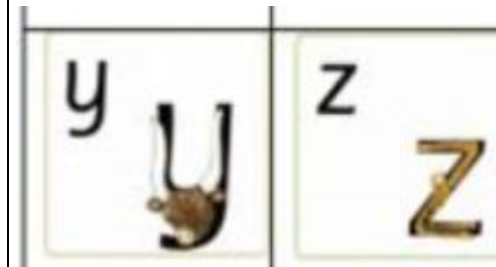
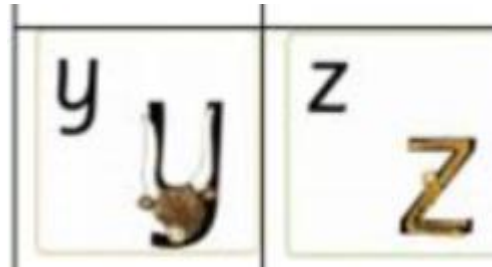
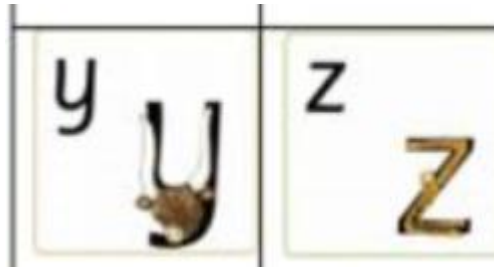
Tricky words – he, she, me, my, by, was, they, you, are, all

Tricky words – said, have, like, so, do, some, come, little, one, were, there, what, when, out.

Handwriting – Please practise writing these letters on a line.

Handwriting – Please practise writing these letters on a line.

Handwriting – Please practise writing these letters on a line.



W- down up, down up
X – down the arm and leg,
and leg,

Y- down a horn, up a horn and under head
Z – Zig, zag, zig

W- down up, down up
X – down the arm and leg, repeat the other side

repeat the other side

Maths Challenge

Maths Challenge - Follow the link below for fantastic maths ideas based on the story 'Supertato'

<https://wrm-13b48.kxcdn.com/wp-content/uploads/2020/homelearning/early-years/Day-1-Supertato.pdf>

Writing Challenge – Phases 3 and 4

Have a go at writing a sentence about this picture...

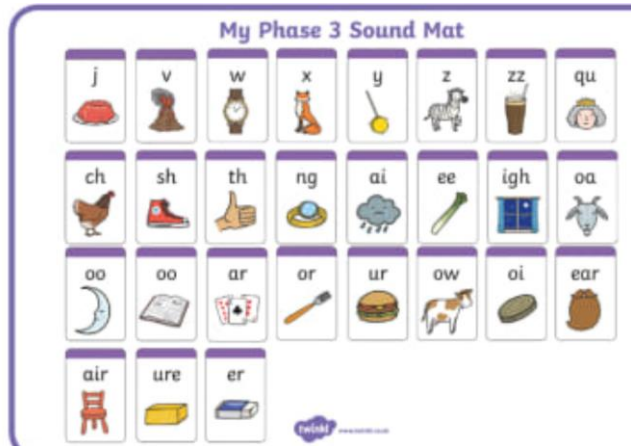


What can you see?

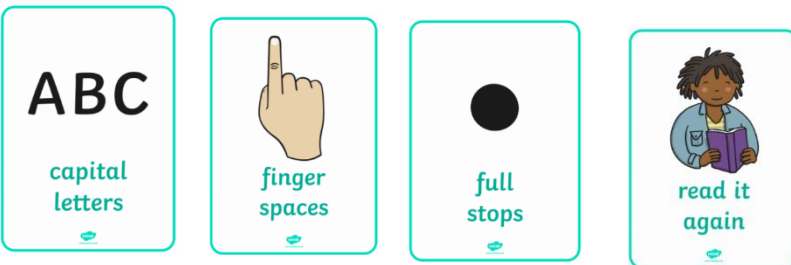
What is it next to?

What colour is the boat?

Get your child to use a sound mat when sounding out.



This card is in your child's book bag and there is also an online copy on the website Home Learning page for Reception
Don't forget your....



Writing Challenge – Phase 2

Have a go at writing a sentence about this picture....


























What can you see?

What is it on?

Get your child to use a sound mat when sounding out.

My Phase 2 Sound Mat

s 	a 	t 	p 	i 	n 	m 	d 
g 	o 	c 	k 	ck 	e 	u 	r 
h 	b 	f 	ff 	l 	ll 	ss 	

twinkl Quality Standard Approved

Don't forget your....

ABC

capital
letters



finger
spaces



full
stops



read it
again

