






<p style="text-align: center;">Phase 2</p> <p style="text-align: center;">Useful online website – Phonics Play - https://www.phonicsplay.co.uk/# select the phase you need and have a go at the games and activities to mix things up a bit!</p>	<p style="text-align: center;">Phase 3</p> <p style="text-align: center;">Useful online website – Phonics Play - https://www.phonicsplay.co.uk/# select the phase you need and have a go at the games and activities to mix things up a bit!</p>	<p style="text-align: center;">Phase 4</p> <p style="text-align: center;">Useful online website – Phonics Play - https://www.phonicsplay.co.uk/# select the phase you need and have a go at the games and activities to mix things up a bit!</p>
<p>Sounds – Please practise all sounds on the phase 2/3 sound mat in you book bag</p>	<p>Sounds – Please practise the sounds ‘ow’ and ‘oi’</p>	<p>Sounds – Please practise the constant clusters ‘xt’ and ‘tr’.</p>
<p>Please practise reading these words-</p>	<p>Please practise reading these words – cow, blown, clown, coin, soil, boil</p>	<p>Please practise reading these words- text, next, tree, track, train</p>
<p>Please practise reading these captions – A rat on a hill A mop and a cup A pig in the mud <i>Can you have a go at reading the caption and drawing a picture of it?</i></p>	<p>Please answer these Yes/No questions Can ducks see fish in rivers? Can you hear bees buzzing now? Can a zebra sit on a chair? <i>Can you have a go at reading the Yes/No Questions and drawing a picture of it?</i></p>	<p>Please answer these Yes/No questions Is the moon green? Can you bang on a big drum? Have you ever slept in a tent? Can you have a go at reading the Yes/No Questions and drawing a picture of it?</p>
<p>Writing Task – Read the words and draw the pictures:</p> <div style="text-align: center;"> <div style="background-color: #e91e63; color: white; padding: 5px; display: inline-block; margin: 5px;">rocket</div> <div style="background-color: #ffc107; color: white; padding: 5px; display: inline-block; margin: 5px;">pocket</div> <div style="background-color: #007bff; color: white; padding: 5px; display: inline-block; margin: 5px;">ticket</div> </div> <p>Now write a sentence using one of the words.</p> <p><i>Can you put some of the words into sentences? Model writing the sentence for them first and support with sounding out. Don't forget to include finger spaces.</i></p>	<p>Writing Task –</p> <div style="text-align: center;"> <h2>Write a Sentence</h2> <p>Can you write a sentence about this picture?</p>  <p>Did you remember a capital letter and full stop?</p> </div>	<p>Writing Task –</p> <div style="text-align: center;"> <p>← back</p> <h2>Silly Sentence</h2> <p>Can you write a sentence about this picture?</p>  <p><i>Can you put some of these words into sentences? Don't forget to include a capital letter, finger spaces and a full stop.</i></p> </div>

	<p><i>Model writing the sentence for them first and support with sounding out. Don't forget to include finger spaces.</i></p>	
<p>Please practise reading and writing the tricky words – I, to, no, go, into, the</p>	<p>Tricky words – he, she, me, my, by, was, they, you, are, all</p>	<p>Tricky words – said, have, like, so, do, some, come, little, one, were, there, what, when, out.</p>
<p>Handwriting – Please practise writing these letters on a line.</p>  <p>k -down the Kangeroo's body, tail and leg l- down the long leg</p>	<p>Handwriting – Please practise writing these letters on a line.</p>  <p>k -down the Kangeroo's body, tail and leg l- down the long leg</p>	<p>Handwriting – Please practise writing these letters on a line.</p>  <p>k -down the Kangeroo's body, tail and leg l- down the long leg</p>

Maths Challenge

Maths Challenge - Please follow the link for today's maths activities. The maths activities are based on the book 'The Night Pirates'

<https://wrm-13b48.kxcdn.com/wp-content/uploads/2020/homelearning/early-years/Day-2-Night-Pirates.pdf>

Writing Challenge – Phases 3 and 4

Have a go at writing a sentence about this picture...



What can you see?

Get your child to use a sound mat when sounding out.

My Phase 3 Sound Mat



This card is in your child's book bag and there is also an online copy on the website Home Learning page for Reception
Don't forget your....

ABC

capital
letters



finger
spaces



full
stops



read it
again

Writing Challenge – Phase 2

Have a go at writing a sentence about this picture....


























What can you see?

What is the dog stood in?

Get your child to use a sound mat when sounding out.

My Phase 2 Sound Mat

s 	a 	t 	p 	i 	n 	m 	d 
g 	o 	c 	k 	ck 	e 	u 	r 
h 	b 	f 	ff 	l 	ll 	ss 	

twinkl Quality Standard Approved

Don't forget your....

ABC

capital
letters



finger
spaces



full
stops



read it
again

