






English	Work to complete.
Tiger 	<p>This week is going to be a little bit different in English. I am going to give you a piece of descriptive text. It could be about a place, a person or a thing and from the description I would like you to draw a picture of what you think it is, really focusing on the detail and then underneath your picture, write a sentence telling me what/who you think it is e.g. I think it is this because ...</p>
Rabbit 	<p>Each day there will be a new description but on Friday you can write your own description of your dream place/person.</p> <p>Today's description is below.</p> <p>Buckingham Palace is the Queen's official and main royal London home. It has been the official London residence of Britain's monarchy since 1837. Queen Victoria was the first monarch to live there. ... It is here in the state apartments that Her Majesty receives and entertains guests invited to the Palace.</p>
Dog 	<p>Buckingham Palace is the Queen's official and main royal London home. It has been the official London residence of Britain's monarchy since 1837. Queen Victoria was the first monarch to live there. ... It is here in the state apartments that Her Majesty receives and entertains guests invited to the Palace.</p>
Cat 	<p>What or who do you think it is? Don't forget to draw your picture first.</p>
Cat 	

Handwriting	Work to complete.
Joining Group - Mrs Kilner	<p>Nelson Handwriting Workbook 5. Unit 8 'ill'.</p> <p>Copy out the poem below for Jack and Jill focusing on the joins you have practised in Unit 1 to Unit 8.</p> <p style="text-align: center;">Jack and Jill went up the hill To fetch a pail of water Jack fell down and broke his crown And Jill came tumbling after</p> <p style="text-align: center;">Jack got up, and home did trot As fast as he could caper To old Dame Jed, who patched his head With vinegar and brown paper</p> <p style="text-align: center;">Jack and Jill went up the hill To fetch a pail of water Jack fell down and broke his crown And Jill came tumbling after</p>
Letter Formation Group - Miss Struggles	<p>Nelson Handwriting Blue Level. Unit 8 'u' and 'y'.</p> <p>Copy out the sentence below focusing on the 'u' and the 'y' you have practised so far this week.</p> <p style="text-align: center;"><i>The tiny, chubby puppy was playing with the fluffy bunny.</i></p>

Phonics

Work to complete

Only the children that have the 'Phoneme sound mat' sheet in their home learning pack.

Dog



Phase 2 Sound Mat

Phase 3 Sound Mat

Phase 4 Sound Mat

Phase 5 Sound Mat

Cat



Phase 2 Sound Mat

Phase 3 Sound Mat

Phase 4 Sound Mat

Phase 5 Sound Mat

Say the sounds in each phase as we do in phonics 'qu' as in queen.

Circle the word that matches the picture.

	<p>text test</p> <p>next nest</p>
	<p>tilt tree</p> <p>turn trip</p>
	<p>drag draw</p> <p>drip droop</p>
	<p>green gran</p> <p>grip grin</p>

<h1>Maths</h1>	<h2>Work to complete</h2>	
<p>Problem of the day Circles, Squares, Triangles and Rectangles</p>	<p>Complete the problem of the day. Show your workings in your red book.</p>	
<p>Circles</p>	<p>Complete the questions in your red/blue book.</p> <p>This week in Maths, I want you to create posters for solving calculations. A little 'how to' guide as we have done in class.</p> <p>Imagine your adults do not know how we solve addition, subtraction, multiplication, division and fractions calculations. Make your posters so that they will be able to solve calculations using the strategies we use in Year Two.</p>	<p>Maths Blast Calculations:</p> <p>53 + 35 = 80 - 27 = 3 x 20 = 30 ÷ 3 = $\frac{1}{4}$ of 36 = 29 + ? = 50 76 - ? = 9 ? - 31 = 41</p>
<p>Squares</p>	<p>This could be the order for Maths this week:</p> <p>Monday - Addition poster Tuesday - Subtraction poster Wednesday - Multiplication poster Thursday - Division poster Friday - Fractions poster</p>	
<p>Triangles</p>		

Rectangles



Complete the questions in your red/blue book.

Measure length (m)

- 1 Look around your classroom.
Choose 10 objects.
- Estimate which objects are longer than 1 metre and which are shorter than 1 metre.
 - Draw each object in the correct part of the table.

Longer than 1 metre	Shorter than 1 metre

- Use a metre ruler to measure your objects.
Did you put them in the correct column?
- Which object is closest to 1 metre long?

2



I am 1 metre and 8 centimetres tall.

Dexter



You can write this as 1 m and 8 cm.

Ron

Do you agree with Ron? _____
Talk about it with a partner.

Complete the sentences.

- Dexter is 1 ____ and 8 ____ tall.
- Dani is 1 metre and 21 centimetres tall.
Dani is m and cm tall.
- Scott is 1 metre and 11 centimetres tall.
Scott is and tall.

Maths Blast Calculations:

$13 + 15 =$
 $30 - 17 =$
 $3 \times 10 =$
 $30 \div 3 =$
 $\frac{1}{4}$ of $36 =$

Diamonds



Complete the questions in your red/blue book.

Measure length (m)

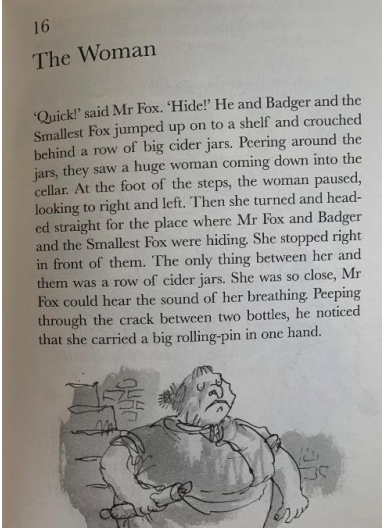

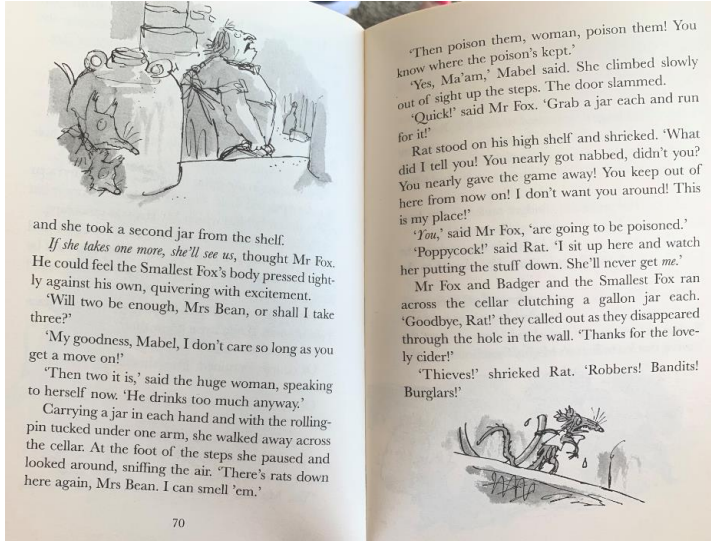

- 1 Look around your classroom.
Choose 10 objects.
- Estimate which objects are longer than 1 metre and which are shorter than 1 metre.
 - Draw each object in the correct part of the table.

Longer than 1 metre	Shorter than 1 metre

- Use a metre ruler to measure your objects.
Did you put them in the correct column?
- Which object is closest to 1 metre long?



Maths Blast Calculations:


$13 + 5 =$
 $20 - 7 =$
 $3 \times 4 =$
 $30 \div 3 =$

Guided Reading	Work to complete.
<p>Group 1</p>	<p>Read Chapter 16 of Fantastic Mr Fox.</p> 
<p>Group 2</p>	
<p>Group 3</p>	 <p>and she took a second jar from the shelf. <i>If she takes one more, she'll see us,</i> thought Mr Fox. He could feel the Smallest Fox's body pressed tightly against his own, quivering with excitement. 'Will two be enough, Mrs Bean, or shall I take three?' 'My goodness, Mabel, I don't care so long as you get a move on!' 'Then two it is,' said the huge woman, speaking to herself now. 'He drinks too much anyway.' Carrying a jar in each hand and with the rolling-pin tucked under one arm, she walked away across the cellar. At the foot of the steps she paused and looked around, sniffing the air. 'There's rats down here again, Mrs Bean. I can smell 'em.'</p> <p>70</p> <p>'Then poison them, woman, poison them! You know where the poison's kept.' 'Yes, Ma'am,' Mabel said. She climbed slowly out of sight up the steps. The door slammed. 'Quick!' said Mr Fox. 'Grab a jar each and run for it!' Rat stood on his high shelf and shrieked. 'What did I tell you! You nearly got nabbed, didn't you? You nearly gave the game away! You keep out of here from now on! I don't want you around! This is my place!' 'Jan,' said Mr Fox, 'are going to be poisoned.' 'Poppycock!' said Rat. 'I sit up here and watch her putting the stuff down. She'll never get me.' Mr Fox and Badger and the Smallest Fox ran across the cellar clutching a gallon jar each. 'Goodbye, Rat!' they called out as they disappeared through the hole in the wall. 'Thanks for the lovely cider!' 'Thieves!' shrieked Rat. 'Robbers! Bandits! Burglars!'</p> 

Answer the following 'Rex Retriever' questions.

1. What did Mr Fox, Badger and the small foxes hide behind?
2. What was the woman carrying? Tick one
 - Rolling pin
 - Book
 - Jar of cider
3. How many jars did she need to get?
4. What did Mrs Bean want from Mr Fox?
5. How does Mrs Bean want to deal with the rats?

<p>Group 4</p>	<p>Go onto your Reading Eggs - about 30 minutes.</p> 																				
<p>Group 5</p>	<p>Read each word in the maze below and using these words, make a sentence that matches the picture. Colour in the path of the sentence.</p> <div style="display: flex; align-items: center;">  <table border="1" data-bbox="751 669 1465 1032" style="border-collapse: collapse; text-align: center;"> <tr> <td>A</td> <td>clock</td> <td>will</td> <td>green</td> </tr> <tr> <td>scarf</td> <td>stood</td> <td>on</td> <td>moon</td> </tr> <tr> <td>had</td> <td>cross</td> <td>the</td> <td>slugs</td> </tr> <tr> <td>snack</td> <td>hand</td> <td>wooden</td> <td>chest.</td> </tr> <tr> <td>twist</td> <td>fork</td> <td>from</td> <td>stop</td> </tr> </table> </div>	A	clock	will	green	scarf	stood	on	moon	had	cross	the	slugs	snack	hand	wooden	chest.	twist	fork	from	stop
A	clock	will	green																		
scarf	stood	on	moon																		
had	cross	the	slugs																		
snack	hand	wooden	chest.																		
twist	fork	from	stop																		

Topic	What to do?
All Y2 children	<p data-bbox="432 389 507 427">Topic</p>  <p data-bbox="432 472 1010 510">Our new topic is all about Neil Armstrong.</p> <p data-bbox="432 555 1444 633">You are going to the Moon with Neil. You can only take 10 things with you. What would you take?</p> <p data-bbox="432 678 1409 757">Make a list of your 10 things that you would take on your trip. Your list could be in picture form or in writing.</p>