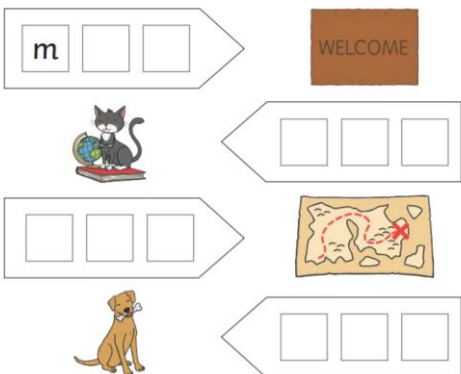
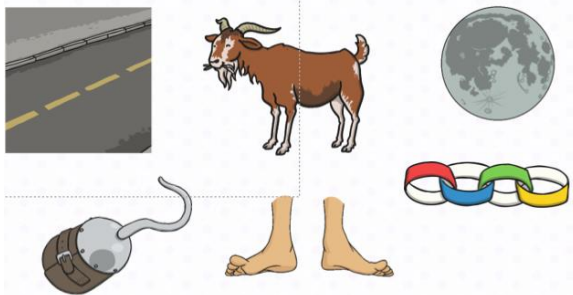



<p style="text-align: center;">Phase 2</p> <p style="text-align: center;">Useful online website – Phonics Play - <a href="https://www.phonicsplay.co.uk/#">https://www.phonicsplay.co.uk/#</a> select the phase you need and have a go at the games and activities to mix things up a bit!</p>	<p style="text-align: center;">Phase 3</p> <p style="text-align: center;">Useful online website – Phonics Play - <a href="https://www.phonicsplay.co.uk/#">https://www.phonicsplay.co.uk/#</a> select the phase you need and have a go at the games and activities to mix things up a bit!</p>	<p style="text-align: center;">Phase 4</p> <p style="text-align: center;">Useful online website – Phonics Play - <a href="https://www.phonicsplay.co.uk/#">https://www.phonicsplay.co.uk/#</a> select the phase you need and have a go at the games and activities to mix things up a bit!</p>
<p><b>Sounds</b> – Please practise all sounds on the phase 2/3 sound mat in you book bag</p>	<p><b>Sounds</b> – Please practise the sounds ‘ar’ and ‘or’</p>	<p><b>Sounds</b> – Please practise the constant clusters ‘lk and ‘pt.</p>
<p>Please practise reading these words- top, tip, Tom, man, van, cot</p>	<p>Please practise reading these words – farm, arm, charm, fork, corn, horn</p>	<p>Please practise reading these words- milk, silk, hulk, script, wept, swept</p>
<p>Please practise reading these captions –  A man in a van  Up the big hill  A cat on a mat  A big cot  <i>Can you have a go at reading the caption and drawing a picture of it?</i></p>	<p>Please practise reading these Yes/No questions  Can a goat dance?  Is the moon pink?  Will a tree fly?    <i>Can you have a go at reading the Yes/No Questions and drawing a picture of it?</i></p>	<p>Please answer these Yes/No questions  Can a zebra fly to the stars?  Will an elephant climb up a tree?  Can you fly to the moon on a swing?    Can you have a go at reading the Yes/No Questions and drawing a picture of it?</p>
<p>Writing Task –</p> <div style="text-align: center;">  </div> <p><i>Model writing the sentence for them first and support with sounding out. Don't forget to include finger spaces.</i></p>	<p>Writing Task –</p> <p style="text-align: center;"><b>Can you write these words?</b></p> <div style="text-align: center;">  </div> <p style="text-align: center;">Now write a sentence using one of the words.</p> <p><i>Model writing the sentence for them first and support with sounding out. Don't forget to include finger spaces.</i></p>	<p>Writing Task</p> <p style="text-align: center;"><b>Write a sentence about this picture:</b></p> <div style="text-align: center;">  </div> <p><i>Can you write a sentence about the picture? Don't forget to include a capital letter, finger spaces and a full stop.</i></p>

Please practise reading and writing the tricky words – I, to, no, go, into, the

Tricky words – he, she, me, my, by, was, they, you, are, all

Tricky words – said, have, like, so, do, some, come, little, one, were, there, what, when, out.

Handwriting – Please practise writing these letters on a line.

Handwriting – Please practise writing these letters on a line.

Handwriting – Please practise writing these letters on a line.



i-Down the body and dot for the head  
j- Down his body, curl, dot for his head

i-Down the body and dot for the head  
j- Down his body, curl, dot for his head

i-Down the body and dot for the head  
j- Down his body, curl, dot for his head

## Maths Challenge

Maths Challenge - Please follow the link for today's maths activities.

Link: <https://wrm-13b48.kxcdn.com/wp-content/uploads/2020/05/Day-5-The-very-busy-spider.pdf>

## Writing Challenge – Phases 3 and 4

Have a go at writing a sentence about this picture...

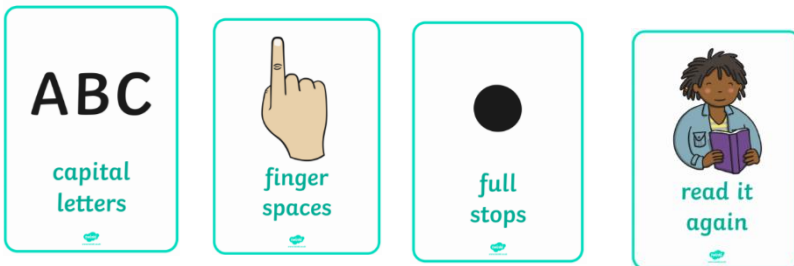


What can you see?

Get your child to use a sound mat when sounding out.



This card is in your child's book bag and there is also an online copy on the website Home Learning page for Reception Don't forget your....



Useful website for Phonics teaching – Please follow the link below. Live from 10am  
<https://www.youtube.com/playlist?list=PLuGr6z2H2KNG4XgGr7UylwowlcDLr-T-k>

## Writing Challenge – Phase 2

Have a go at writing a sentence about this picture....



What can you see?

Get your child to use a sound mat when sounding out.

Don't forget your....

**ABC**

capital  
letters



finger  
spaces



full  
stops



read it  
again

Useful website for Phonics teaching – Please follow the link below. Live from 10am

<https://www.youtube.com/playlist?list=PLuGr6z2H2KNG4XgGr7UylwowlcDLr-T-k>

