






English	Work to complete.
Tiger 	<p>This week in English, I want you to write letters. It has been a while since we have seen each other so I want you to take the opportunity to write a letter to someone in your class (Year Two). It can be an adult or a peer, it is your choice.</p>
Rabbit 	<p>English will be on certain days this week. Please email us a picture of the letter each time you write so we can Tweet them or post on Facebook for that particular person to see.</p> <p>Hopefully everyone will get a letter but don't worry if you don't get one yourself.</p> <p>Schedule for the week is below:</p>
Dog 	<p>Monday - 1st letter Tuesday - no English (unless you want to finish off a letter from the day before or do a new one)</p>
Cat 	<p>Wednesday - 2nd letter Thursday - no English (unless you want to finish off a letter from the day before or do a new one) Friday - 3rd letter</p>
Cat 	

Handwriting	Work to complete.
Joining Group - Mrs Kilner	<p>Nelson Handwriting Workbook 5. Unit 9 'sl'.</p> <p>Copy out the sentence below practising the 'sl' join.</p> <p><i>The old man was sleepwalking across the landing when his son shouted at him crossly.</i></p>
Letter Formation Group - Miss Struggles	<p>Nelson Handwriting Blue Level. Unit 9 'j' and 'k'.</p> <p>Copy out the sentence below practising the 'j' and 'k' letter formation.</p> <p>A juggling monkey liked eating blackcurrant jelly.</p>

Phonics

Work to complete

Only the children that have the 'Phoneme sound mat' sheet in their home learning pack.

Dog



Say the sounds in each phase as we do in phonics 'qu' as in queen.

Complete the word search.

Cat



Phase 4 Tricky Words

c	n	d	e	z	i	z	c	s	y	j	c
m	f	e	d	p	b	y	d	o	w	x	o
g	v	f	l	q	w	s	s	m	p	k	m
z	k	a	f	u	g	a	w	e	g	t	e
l	m	y	e	m	j	i	f	w	z	h	e
i	k	l	w	m	i	d	h	a	v	e	i
k	k	o	o	q	a	g	u	x	w	r	o
e	n	z	u	l	i	t	t	l	e	e	m
a	h	k	t	h	x	p	w	f	r	u	q
r	x	a	k	w	w	h	a	t	e	i	h
e	s	k	q	v	z	v	n	a	l	d	y
o	n	e	w	h	e	n	c	x	r	t	h

said	come	there
have	little	what
like	one	when
some	were	out

<h1>Maths</h1>	<h2>Work to complete</h2>	
<p>Problem of the day Circles, Squares, Triangles and Rectangles</p>	<p>Complete the problem of the day. Show your workings in your red book.</p>	
<p>Circles</p>	<p>Complete the questions in your red/blue book.</p>	
<p>Squares</p>	<p>Maths Blast Calculations: $84 + 48 =$ $123 - 19 =$ $3 \times 7 =$ $40 \div 4 =$ $2/3 \text{ of } 24 =$ $32 + ? = 60$ $31 - ? = 14$ $? - 24 = 17$</p>	
<p>Triangles</p>		

- 3 Jack, Teddy and Aisha buy cards for Dora's birthday.



- Teddy's card is 12 cm high.
- Jack's card is half the height of Teddy's card.
- Aisha's card is 3 cm taller than Teddy's card.

a) What is the height of Jack's card?

 cm

b) What is the height of Aisha's card?

 cm

c) What is the difference in height between Jack's card and Aisha's card?

 cm

- 4 Kim is 87 cm tall and Huan is 78 cm tall.
Kim is taller than Brett.
Huan is shorter than Brett.
Circle all the heights that Brett could be.

80 cm 87 cm 78 cm 86 cm

- 5 The Year 2 classroom is 13 m long.
The Year 3 classroom is 8 m longer than the Year 2 classroom.

a) How long is the Year 3 classroom?

 m

b) The Year 4 classroom is 3 m shorter than the Year 2 and Year 3 classrooms together.
How long is the Year 4 classroom?

 m

Rectangles



Complete the questions in your red/blue book.

Four operations with lengths

- 1 Eva has a toy car and a toy truck.
The toy car is 12 cm long.
The toy truck is 7 cm longer than the toy car.

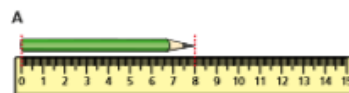
a) How long is the toy truck?

 cm

b) What is the total length of both toys together?


 cm

- 2 Mo measures his pencil at the start of Year 2, halfway through Year 2 and at the end of Year 2



a) Which picture (A, B or C) shows the pencil at the start of Year 2?

Picture _____

How do you know?


b) What is the difference between the longest and shortest length?

 cm

Maths Blast Calculations:

- 14 + 18 =
23 - 19 =
3 x 7 =
20 ÷ 4 =
2/3 of 24 =


Diamonds





Complete the questions in your red/blue book.

Find a quarter (2)

1 Circle a quarter of each group.

a) 
 A quarter of 4 is

b) 
 A quarter of 12 is

c) 
 A quarter of 20 is

2 Complete the sentences.

a) Half of 12 is
 A quarter of 12 is

b) Half of 16 is
 A quarter of 16 is

c) Half of 8 is
 A quarter of 8 is
 What do you notice?

3 A quarter is 6



What is the whole?

The whole is




Maths Blast
Calculations:

$8 + 4 =$


$19 - 3 =$

$3 \times 2 =$

$15 \div 3 =$

Guided Reading	Work to complete.
Group 1	<p>Read a book with an adult or independently and complete the book review below about what you have read.</p> <p>Title: _____</p> <p>Author: _____</p> <p>Did you like the book? </p> <p>Rate the book by colouring in the stars.</p>
Group 2	<p>What was your favourite part?</p> <p>_____</p> <p>_____</p> <p>_____</p> <p>Draw your favourite scene from the book.</p>
Group 3	
Group 4	<p>Go onto your Reading Eggs - about 30 minutes.</p> 

Group 5	<p>Read/Share a book with a member of your family. Talk about the following:</p> <ul style="list-style-type: none">• The main events• Main characters• Morale of the story <p>What would happen next in this story?</p>
---------	---

Topic	What to do?
All Y2 children	 <p data-bbox="437 488 651 521">Special Activity</p> <p data-bbox="432 577 1426 692">In these uncertain times, I want you to make a memory box this week in your topic learning. This memory box is for you to look back on over this period and remember what it was like and what you did.</p> <p data-bbox="432 741 1437 815">Design the box, put in objects to remind you of this time and then either keep it safe in your wardrobe or, if you have a garden, bury it.</p> <p data-bbox="432 864 810 898">The week could go like this:</p> <p data-bbox="432 947 1002 981">Monday - Find a box. Plan your design.</p> <p data-bbox="432 992 1219 1025">Tuesday - Decorate your box according to your plan.</p> <p data-bbox="432 1037 1445 1111">Wednesday/Thursday - Start to put together items for your box - writing, objects, sentimental items etc.</p> <p data-bbox="432 1122 1437 1196">Friday - Take photos of your time capsule and put it in your chosen place.</p> <p data-bbox="432 1256 1342 1290">Don't forget to send us photos so we can see how you get on.</p>