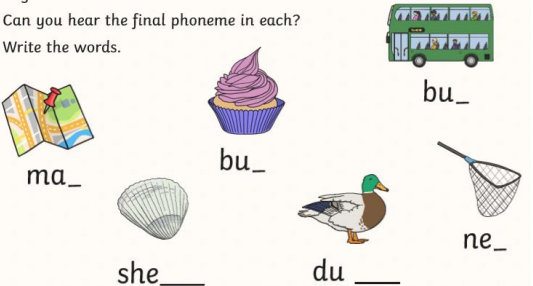

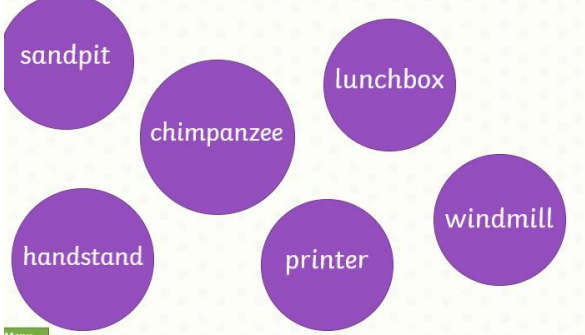


<p style="text-align: center;">Phase 2</p> <p style="text-align: center;">Useful online website – Phonics Play - https://www.phonicsplay.co.uk/# select the phase you need and have a go at the games and activities to mix things up a bit!</p>	<p style="text-align: center;">Phase 3</p> <p style="text-align: center;">Useful online website – Phonics Play - https://www.phonicsplay.co.uk/# select the phase you need and have a go at the games and activities to mix things up a bit!</p>	<p style="text-align: center;">Phase 4</p> <p style="text-align: center;">Useful online website – Phonics Play - https://www.phonicsplay.co.uk/# select the phase you need and have a go at the games and activities to mix things up a bit!</p>
<p>Sounds – Please practise all sounds on the phase 2/3 sound mat in you book bag</p>	<p>Sounds – Please practise the sounds ‘oi’ and ‘ear’</p>	<p>Sounds – Please practise the constant clusters ‘cr’ and ‘br’.</p>
<p>Please practise reading these words- rat, bat, tap, map, mop, hill</p>	<p>Please practise reading these words – foil, coin, join, hear, beard, clear</p>	<p>Please practise reading these words- crab, crack, crayon, brush, broom, book</p>
<p>Please practise reading these captions – A rat and a bat A map in a bag A man and a bat <i>Can you have a go at reading the caption and drawing a picture of it?</i></p>	<p>Please practise reading these Yes/No questions Can a cow fly? Can a tree dance? Will a boy go to the shop? <i>Can you have a go at reading the Yes/No Questions and drawing a picture of it?</i></p>	<p>Please answer these Yes/No questions Can a pig fly on a broom? Will a crab swim in the sea? Can I paint with a brush? Can you have a go at reading the Yes/No Questions and drawing a picture of it?</p>
<p>Writing Task –</p> <p style="text-align: center;">Can you hear the final sound?</p> <p>Say the word. Can you hear the final phoneme in each? Write the words.</p> <div style="text-align: center;">  </div> <p><i>Model writing the sentence for them first and support with sounding out. Don't forget to include finger spaces.</i></p>	<p>Writing Task –</p> <p style="text-align: center;">Write a word using each phoneme:</p> <div style="text-align: center;">  </div> <p><i>Model writing the sentence for them first and support with sounding out. Don't forget to include finger spaces.</i></p>	<p>Writing Task</p> <p style="text-align: center;">Read the words and draw the pictures:</p> <div style="text-align: center;">  </div> <p><i>Can you write a sentence about the picture? Don't forget to include a capital letter, finger spaces and a full stop.</i></p>
<p>Please practise reading and writing the tricky words – I, to, no, go, into, the</p>	<p>Tricky words – he, she, me, my, by, was, they, you, are, all</p>	<p>Tricky words – said, have, like, so, do, some, come, little, one, were, there, what, when, out.</p>

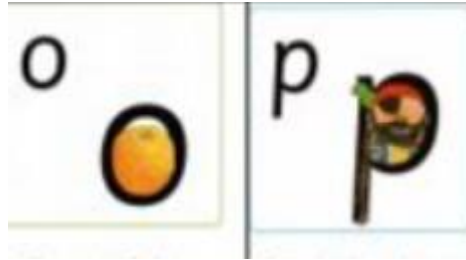
Handwriting – Please practise writing these letters on a line.



O- All around the orange

P –Down the pirates plait and around his face

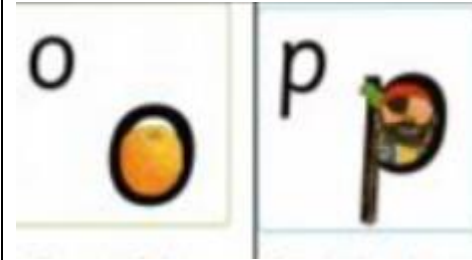
Handwriting – Please practise writing these letters on a line.



O- All around the orange

P –Down the pirates plait and around his face

Handwriting – Please practise writing these letters on a line.



O- All around the orange

P –Down the pirates plait and around his face

Maths Challenge

Maths Challenge - Please follow the link for today's maths activities.

Link: <https://wrm-13b48.kxcdn.com/wp-content/uploads/2020/05/Day-3-Superworm.pdf>

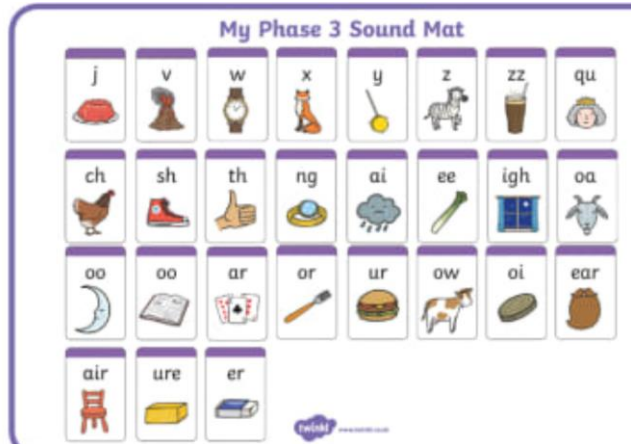
Writing Challenge – Phases 3 and 4

Have a go at writing a sentence about this picture...

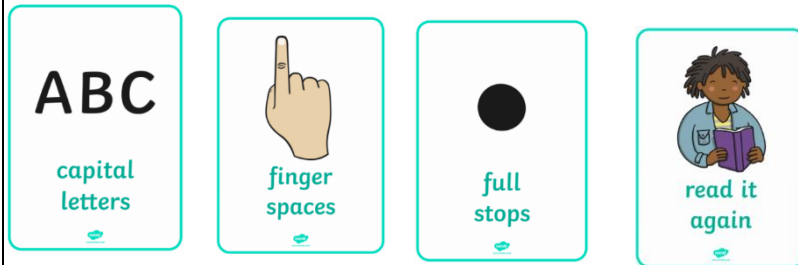


What can you see?

Get your child to use a sound mat when sounding out.



This card is in your child’s book bag and there is also an online copy on the website Home Learning page for Reception Don’t forget your....



Useful website for Phonics teaching – Please follow the link below. Live from 10am

<https://www.youtube.com/playlist?list=PLuGr6z2H2KNG4XgGr7UylwowlcDLr-T-k>

Writing Challenge – Phase 2

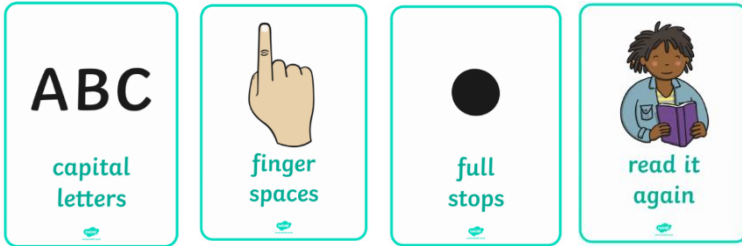
Have a go at writing a sentence about this picture....



What can you see?

Get your child to use a sound mat when sounding out.

Don't forget your....



Useful website for Phonics teaching – Please follow the link below. Live from 10am

<https://www.youtube.com/playlist?list=PLuGr6z2H2KNG4XgGr7UylwowlcDLr-T-k>

