









English	Work to complete.
Tiger 	<p>This week in English, I want you to write letters. It has been a while since we have seen each other so I want you to take the opportunity to write a letter to someone in your class (Year Two). It can be an adult or a peer, it is your choice.</p>
Rabbit 	<p>English will be on certain days this week. Please email us a picture of the letter each time you write so we can Tweet them or post on Facebook for that particular person to see.</p> <p>Hopefully everyone will get a letter but don't worry if you don't get one yourself.</p> <p>Schedule for the week is below:</p>
Dog 	<p>Monday - 1st letter Tuesday - no English (unless you want to finish off a letter from the day before or do a new one)</p>
Cat 	<p>Wednesday - 2nd letter Thursday - no English (unless you want to finish off a letter from the day before or do a new one)</p>
Cat 	<p>Friday - 3rd letter</p>

Handwriting	Work to complete.
Joining Group - Mrs Kilner	<p>Nelson Handwriting Workbook 5. Unit 9 'sl'.</p> <p>Copy out the nursery rhyme below practising the 'sl' join.</p> <p>Sleeping bunnies</p> <p>See the little bunnies sleeping til it's nearly noon Shall we wake them with a merry tune? They're so still, are they ill? No! Wake up bunnies! Hop little bunnies, hop, hop, hop Hop little bunnies, hop, hop, hop Hop little bunnies, hop, hop, hop Hop little bunnies, hop and stop</p> <p>Can you think of any other words containing 'sl'?</p>
Letter Formation Group - Miss Struggles	<p>Nelson Handwriting Blue Level. Unit 9 'j' and 'k'.</p> <p>Copy out the sentence below practising the 'j' and 'k' letter formation.</p> <p><i>I kicked the ball and jumped for joy when I scored a goal.</i></p>

SPaG	Work to complete.
<p>Tiger</p> 	<p>Complete the problems/questions in your red book.</p> <p>Read through the following descriptions.</p> <p>For each one, underline the noun that is being described in the expanded noun phrase.</p> <p>Put a circle around the adjectives that have been added to the noun to make the expanded noun phrase.</p>
<p>Rabbit</p> 	<p>1. The mouldy, broken house stood on a hill.</p>
<p>Dog</p> 	<p>2. The moaning and creaking noise continued.</p> <p>3. The cold, damp grass ruined my shoes.</p> <p>4. The well-worn steps went on forever.</p> <p>5. The off-white, rotten door squeaked loudly.</p> <p>6. A large, dark rain cloud hung over the house.</p>

Phonics

Work to complete

Only the children that have the 'Phoneme sound mat' sheet in their home learning pack.

Dog



Cat















Say the sounds in each phase as we do in phonics 'qu' as in queen.

Sort the words below into 'real' and 'not real' words.

vair	coin	sight	goat
shut	jurn	chap	bure
zip	farch	rain	hain
woth	quair	hing	foon
thorn	burger	hard	yEEK

Challenge - Pick one of the real words and put it into a simple sentence.

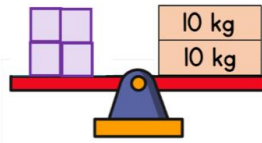
<h1>Maths</h1>	<h2>Work to complete</h2>											
<p>Problem of the day Circles, Squares, Triangles and Rectangles</p>	<p>Complete the problem of the day. Show your workings in your red book.</p> <table border="1" style="width: 100%; border-collapse: collapse;"> <tr> <td style="width: 50%; padding: 5px;"> There were 10 biscuits in the tin. Now there are 5. How many have been eaten? </td> <td style="width: 50%; padding: 5px;"> I had 16 beads. I used some of them to make a bracelet and now I have 10 left. How many beads are on my bracelet? </td> </tr> <tr> <td style="text-align: center; padding: 5px;">10</td> <td style="text-align: center; padding: 5px;">16</td> </tr> <tr> <td style="padding: 5px;"> <table border="1" style="width: 100%; border-collapse: collapse;"> <tr> <td style="width: 50%; text-align: center; padding: 5px;">5</td> <td style="width: 50%;"></td> </tr> </table> </td> <td style="padding: 5px;"> <table border="1" style="width: 100%; border-collapse: collapse;"> <tr> <td style="width: 50%; text-align: center; padding: 5px;">10</td> <td style="width: 50%;"></td> </tr> </table> </td> </tr> </table>		There were 10 biscuits in the tin. Now there are 5. How many have been eaten?	I had 16 beads. I used some of them to make a bracelet and now I have 10 left. How many beads are on my bracelet?	10	16	<table border="1" style="width: 100%; border-collapse: collapse;"> <tr> <td style="width: 50%; text-align: center; padding: 5px;">5</td> <td style="width: 50%;"></td> </tr> </table>	5		<table border="1" style="width: 100%; border-collapse: collapse;"> <tr> <td style="width: 50%; text-align: center; padding: 5px;">10</td> <td style="width: 50%;"></td> </tr> </table>	10	
There were 10 biscuits in the tin. Now there are 5. How many have been eaten?	I had 16 beads. I used some of them to make a bracelet and now I have 10 left. How many beads are on my bracelet?											
10	16											
<table border="1" style="width: 100%; border-collapse: collapse;"> <tr> <td style="width: 50%; text-align: center; padding: 5px;">5</td> <td style="width: 50%;"></td> </tr> </table>	5		<table border="1" style="width: 100%; border-collapse: collapse;"> <tr> <td style="width: 50%; text-align: center; padding: 5px;">10</td> <td style="width: 50%;"></td> </tr> </table>	10								
5												
10												
<p>Circles</p> 	<p>Complete the questions in your red/blue book.</p> <div style="display: flex; justify-content: space-between;"> <div style="width: 48%;"> <p>1 Complete the calculations.</p> <p> -  = 2</p> <p> +  = 10</p> <p> +  +  =</p> <p> +  = 7</p> </div> <div style="width: 48%;"> <p>2 An apple and banana cost the same as a pineapple.</p> <p>Two pears cost 40p.</p> <p>Bananas cost the same as pears.</p> <p>An apple costs 3p less than a pear.</p> <p>What is the cost of a pineapple?</p> </div> </div>											
<p>Squares</p> 												
<p>Triangles</p> 												
		<p>Maths Blast Calculations: $12 + 18 =$ $137 - 25 =$ $5 \times 6 =$ $30 \div 6 =$ $\frac{1}{2}$ of 70 = $17 + ? = 40$ $45 - ? = 38$ $? - 19 = 9$</p>										


Rectangles



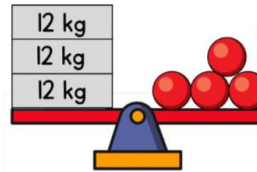
Complete the questions in your red/blue book.


1 The scales are balanced.



Each  block has the same mass.
What is the mass of one of the blocks?

2 The scales are balanced.



Each  sphere has the same mass.
What is the mass of one of the spheres?

Maths Blast Calculations:

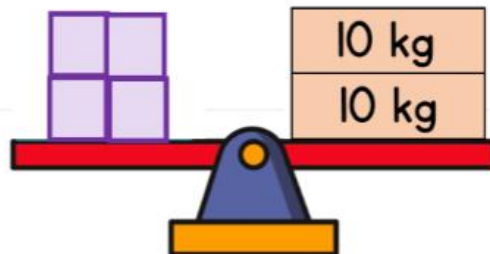
$12 + 18 =$
 $27 - 15 =$
 $5 \times 6 =$
 $30 \div 6 =$
 $\frac{1}{2}$ of $40 =$


Diamonds



Complete the questions in your red/blue book.






1 The scales are balanced.



Each  block has the same mass.
What is the mass of one of the blocks?

Maths Blast Calculations:

$2 + 8 =$
 $7 - 1 =$
 $5 \times 4 =$
 $30 \div 6 =$

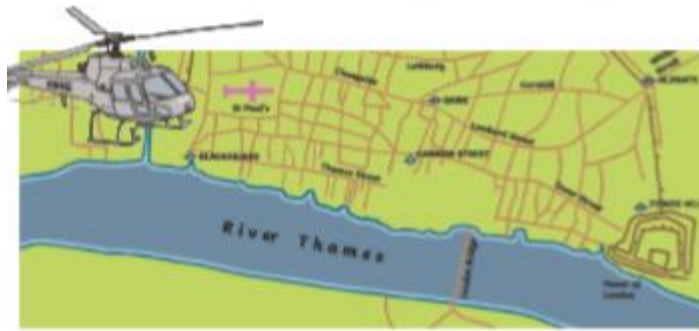
Guided Reading	Work to complete.
Group 1	<p>Read the text below.</p> <p style="text-align: center;">All about Africa</p> <p>Africa is a continent which is bigger than the United States of America, Canada and India put together. Africa is home to 54 countries and more than one billion people. In Northern Africa, you can trek through the Sahara desert; it is the largest and driest hot desert in the world. You can also visit the world's longest river, The Nile. Millions of people visit Africa on holiday to see its famous pyramids and go on animal safaris. In Africa, you will find some of the largest mammals on the planet. Among them are the elephant, the giraffe and the world's fastest land mammal, the cheetah.</p>
Group 2	
Group 3	<p>Answer the questions below.</p> <p> 1. Number these facts from 1 to 3 to show the order they appear in the text.</p> <ul style="list-style-type: none"><input type="checkbox"/> You can trek through the Sahara desert.<input type="checkbox"/> Millions of people visit the famous pyramids.<input type="checkbox"/> Africa is home to 54 countries. <p> 2. Find and copy two mammals from the text that you may find in Africa.</p> <p>_____</p> <p>_____</p> <p> 3. Why might people come to Africa to look at animals on a safari?</p> <p>_____</p> <p>_____</p> <p>_____</p> <p> 4. 'You can trek through the Sahara desert.' In this sentence, what does 'trek' mean?</p> <p>_____</p> <p>_____</p>

Group 4

Read the text below.

A Helicopter Tour of London

Welcome aboard this tour of London, the capital city of England. Below us, over eight million people are living and working in one of the most exciting cities in the world. You can see the famous River Thames flowing through the city and some rowers practising for their yearly boat race. The Thames is full of slimy eels and oysters. Would you like to try some? Beside the Thames, you can see the Tower of London, where the crown jewels are kept, and over in the distance is Buckingham Palace, where the Queen and her royal family live. Underneath the ground in London is the famous underground railway, known as the 'tube'. What a fantastic city this is!



Answer the questions below.



1. Match these places to what you would find there.

River Thames

crown jewels

Tower of London

The Queen


Buckingham Palace

eels and oysters

Group 5

Go onto your Reading Eggs - about 30 minutes.



Topic	What to do?
All Y2 children	<div data-bbox="496 297 592 483"></div> <p data-bbox="437 488 651 521">Special Activity</p> <p data-bbox="432 577 1426 692">In these uncertain times, I want you to make a memory box this week in your topic learning. This memory box is for you to look back on over this period and remember what it was like and what you did.</p> <p data-bbox="432 741 1437 815">Design the box, put in objects to remind you of this time and then either keep it safe in your wardrobe or, if you have a garden, bury it.</p> <p data-bbox="432 864 810 898">The week could go like this:</p> <p data-bbox="432 947 1002 981">Monday - Find a box. Plan your design.</p> <p data-bbox="432 992 1219 1025">Tuesday - Decorate your box according to your plan.</p> <p data-bbox="432 1037 1445 1111">Wednesday/Thursday - Start to put together items for your box - writing, objects, sentimental items etc.</p> <p data-bbox="432 1122 1437 1196">Friday - Take photos of your time capsule and put it in your chosen place.</p> <p data-bbox="432 1256 1342 1290">Don't forget to send us photos so we can see how you get on.</p>