

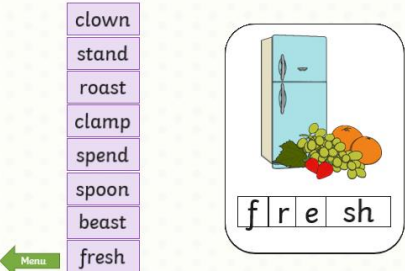



<p style="text-align: center;">Phase 2</p> <p style="text-align: center;">Useful online website – Phonics Play - https://www.phonicsplay.co.uk/# select the phase you need and have a go at the games and activities to mix things up a bit!</p>	<p style="text-align: center;">Phase 3</p> <p style="text-align: center;">Useful online website – Phonics Play - https://www.phonicsplay.co.uk/# select the phase you need and have a go at the games and activities to mix things up a bit!</p>	<p style="text-align: center;">Phase 4</p> <p style="text-align: center;">Useful online website – Phonics Play - https://www.phonicsplay.co.uk/# select the phase you need and have a go at the games and activities to mix things up a bit!</p>
<p>Sounds – Please practise all sounds on the phase 2/3 sound mat in you book bag</p>	<p>Sounds – Please practise the sounds ‘ure’ and ‘er’</p>	<p>Sounds – Please practise the constant clusters ‘fl’ and ‘gl’.</p>
<p>Please practise reading these words- pin, pat, pen, pig, pan</p>	<p>Please practise reading these words – pure, sure, bitter, butter</p>	<p>Please practise reading these words- flag, flood, floss, glass, glow,</p>
<p>Please practise reading these captions – A pen in a bag A pan and a pin Pat a cat <i>Can you have a go at reading the caption and drawing a picture of it?</i></p>	<p>Please practise reading these Yes/No questions Can I climb the stairs? Will a cow fly to the stars? Are you sure you are better? <i>Can you have a go at reading the Yes/No Questions and drawing a picture of it?</i></p>	<p>Please answer these Yes/No questions Can a worm glow in the dark? Can she read a book? Can a flag be blue and red? Can you have a go at reading the Yes/No Questions and drawing a picture of it?</p>
<p>Writing Task – Write a sentence about this picture:</p>  <p><i>Model writing the sentence for them first and support with sounding out. Don't forget to include finger spaces.</i></p>	<p>Writing Task – Read the words and draw the pictures:</p>  <p><i>Model writing the sentence for them first and support with sounding out. Don't forget to include finger spaces.</i></p>	<p>Writing Task Count the phonemes:</p> <p>Which words have got 4 phonemes and which words have got 5 phonemes? Can you sort them out?</p>  <p><i>Can you write a sentence about the picture? Don't forget to include a capital letter, finger spaces and a full stop.</i></p>
<p>Please practise reading and writing the tricky words – I, to, no, go, into, the</p>	<p>Tricky words – he, she, me, my, by, was, they, you, are, all</p>	<p>Tricky words – said, have, like, so, do, some, come, little, one, were, there, what, when, out.</p>

Handwriting – Please practise writing these letters on a line.



s- slither down the snake
t- down the tower, across the tower

Handwriting – Please practise writing these letters on a line.



s- slither down the snake
t- down the tower, across the tower

Handwriting – Please practise writing these letters on a line.



s- slither down the snake
t- down the tower, across the tower

Maths Challenge

Maths Challenge - Please follow the link for today's maths activities.

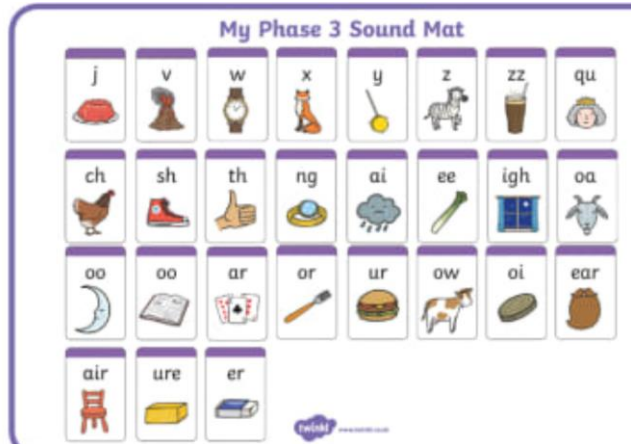
Writing Challenge – Phases 3 and 4

Have a go at writing a sentence about this picture...

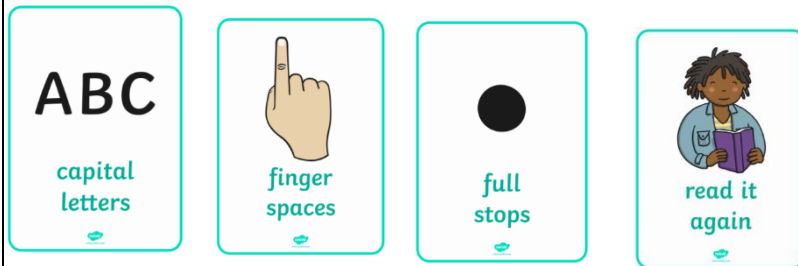


What can you see?

Get your child to use a sound mat when sounding out.



This card is in your child's book bag and there is also an online copy on the website Home Learning page for Reception Don't forget your....



Useful website for Phonics teaching – Please follow the link below. Live from 10am

<https://www.youtube.com/playlist?list=PLuGr6z2H2KNG4XgGr7UylwowlcDLr-T-k>

Writing Challenge – Phase 2

Have a go at writing a sentence about this picture....



what can you see?

Get your child to use a sound mat when sounding out.

Don't forget your....

ABC

capital
letters



finger
spaces



full
stops



read it
again

Useful website for Phonics teaching – Please follow the link below. Live from 10am

<https://www.youtube.com/playlist?list=PLuGr6z2H2KNG4XgGr7UylwowlcDLr-T-k>

