






English	Work to complete.
Tiger 	<p>This week in English, I want you to write letters. It has been a while since we have seen each other so I want you to take the opportunity to write a letter to someone in your class (Year Two). It can be an adult or a peer, it is your choice.</p>
Rabbit 	<p>English will be on certain days this week. Please email us a picture of the letter each time you write so we can Tweet them or post on Facebook for that particular person to see.</p> <p>Hopefully everyone will get a letter but don't worry if you don't get one yourself.</p> <p>Schedule for the week is below:</p>
Dog 	<p>Monday - 1st letter Tuesday - no English (unless you want to finish off a letter from the day before or do a new one)</p>
Cat 	<p>Wednesday - 2nd letter Thursday - no English (unless you want to finish off a letter from the day before or do a new one)</p>
Cat 	<p>Friday - 3rd letter</p>

Handwriting	Work to complete.
Joining Group - Mrs Kilner	Nelson Handwriting Workbook 5. Unit 9 'sl'. There is no set handwriting home learning today. If you want to do some, then you could copy out a passage from your favourite book or you could write a sentence that you have created.
Letter Formation Group - Miss Struggles	Nelson Handwriting Blue Level. Unit 9 'j' and 'k'. There is no set handwriting home learning today. If you want to do some, then you could copy out a passage from your favourite book or you could write a sentence that you have created.

SPaG

Work to complete.

Tiger



Complete the problems/questions in your red book.

Year 2 Spring Term 1 SPaG Mat

6

a Add the correct co-ordination to this sentence.

or and but

Look, Jamil is over there _____
he's waving at you.



c What type of word is 'car' in this sentence? Circle one.

Emma drove her car slowly over the bumps.

adjective adverb
noun verb



e Find the hidden words.

fancy	c	y	s	r	q	g	a
city	c	i	d	l	o	r	g
knocked	o	i	t	m	a	n	n
knowing	a	a	y	i	a	i	n
gnat	u	a	l	w	r	n	o
gnawing	l	i	a	h	w	r	o
	d	n	i	h	e	b	n
	g	t	a	n	g	b	k
	p	a	f	a	n	c	y
	d						

b Use these noun phrases and add your own adjectives to write a sentence with two expanded noun phrases.

our house
the lights

d Which common exception word, that you might remember from year 1, has Mr Whoops been juggling with?



f Use these words to make three new compound words.

lap chair shade lamp
fold top blind

Rabbit



Complete the problems/questions in your red book.

Year 2 Spring Term 1 SPaG Mat

6

a Add the correct co-ordination to this sentence.

or and but

Jamil is over there _____
he's waving.



c What type of word is 'car' in this sentence? Circle one.

Emma drove her car slowly.

adjective
noun
verb




e Find the hidden words.

climb	a	y	s	s	r	q	g
grass	c	a	d	l	o	r	r
behind	o	g	l	m	a	l	e
again	u	a	l	s	r	n	h
could	l	i	s	h	w	r	t
father	d	n	i	h	e	b	a
	e	c	l	i	m	b	f

b Use these noun phrases and adjectives to write a sentence with two expanded noun phrases.

our house big dusty
the lights pretty sparkly

d Which common exception word, that you might remember from year 1, has Mr Whoops been juggling with?



f Use these words to make two new compound words.

lap chair shade
lamp top

Dog



Complete the problems/questions in your red book.

Year 2 Spring Term 1 **SPaG Mat**


6

a

Add the correct co-ordination to this sentence.

and but

Jamil is over there _____
he's waving.



b

Use this noun phrase and these adjectives to write an expanded noun phrase in a full sentence.


our house
big dusty

c

What type of word is 'car' in this sentence? Circle one.


Emma drove her car slowly.

adjective
noun



d

Which common exception word, that you might remember from year 1, has Mr Whoops been juggling with?



e

Find the hidden words in this mini word search.

path	f	f	l	o	o	e
pass	g	p	a	t	h	v
child	r	a	v	e	r	e
every	e	s	s	n	n	r
great	a	s	r	e	a	y
	t	c	h	i	l	d

f

Use two of these words to make one new compound word.

lap chair top

Phonics

Work to complete

Only the children that have the 'Phoneme sound mat' sheet in their home learning pack.

Dog



Cat



Say the sounds in each phase as we do in phonics 'qu' as in queen.

Draw a line to the matching picture when you have read each word.

ship

chin

moth

king







fish

shell

ring

chick

Challenge - Write the word for another picture that you can see.

<h1>Maths</h1>	<h2>Work to complete</h2>							
<p>Problem of the day Circles, Squares, Triangles and Rectangles</p>	<p>Complete the problem of the day. Show your workings in your red book.</p> <table border="1" style="width: 100%;"> <tr> <td style="width: 50%; padding: 5px;"> <p>Joe goes to rugby training 3 days a week. How many days does he have off?</p> </td> <td style="width: 50%; padding: 5px;"> <p>Sam took 5 minutes to finish his book. It took Jacob 7 minutes. How many minutes is that altogether?</p> </td> </tr> <tr> <td style="text-align: center; padding: 5px;">7</td> <td></td> </tr> <tr> <td style="text-align: center; padding: 5px;">3</td> <td style="text-align: center; padding: 5px;">7</td> </tr> </table>		<p>Joe goes to rugby training 3 days a week. How many days does he have off?</p>	<p>Sam took 5 minutes to finish his book. It took Jacob 7 minutes. How many minutes is that altogether?</p>	7		3	7
<p>Joe goes to rugby training 3 days a week. How many days does he have off?</p>	<p>Sam took 5 minutes to finish his book. It took Jacob 7 minutes. How many minutes is that altogether?</p>							
7								
3	7							
<p>Circles</p> 	<p>Complete the questions in your red/blue book.</p> <div style="display: flex; justify-content: space-between;"> <div style="width: 48%;"> <p>3 Ron and Eva are standing in a line of children.</p> <p>Ron is the 2nd person from the front of the line.</p> <p>Eva is the 2nd person from the back of the line.</p> <p>There are 2 people between them.</p> <p>How many children are in the line?</p>  </div> <div style="width: 48%;"> <p>4 Use the information to put the children in the correct order.</p> <ul style="list-style-type: none"> • Ron is in front of Amir. • Whitney is 3rd from the back. • Amir is 2nd from the front. • There are three children between Ron and Dexter. </div> </div>							
<p>Squares</p> 								
<p>Triangles</p> 								

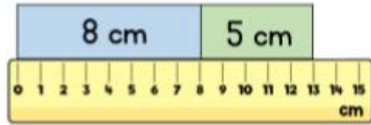
Maths Blast
Calculations:
 $66 + 44 =$
 $75 - 18 =$
 $10 \times 7 =$
 $100 \div 4 =$
 $\frac{1}{4}$ of $100 =$
 $24 + ? = 38$
 $21 - ? = 7$
 $? - 11 = 29$

Rectangles




Complete the questions in your red/blue book.

3 Two strips of paper are placed end to end.



How much longer is the blue strip than the green strip?

4 Here is a toy giraffe and a toy elephant.



How much shorter is the elephant than the giraffe?

Maths Blast Calculations:

$22 + 11 =$

$35 - 18 =$

$10 \times 4 =$

$40 \div 4 =$


$\frac{1}{4}$ of $8 =$

Diamonds



Complete the questions in your red/blue book.

4 Here is a toy giraffe and a toy elephant.



How much shorter is the elephant than the giraffe?



Maths Blast Calculations:

$2 + 1 =$


$8 - 2 =$

$10 \times 3 =$

$20 \div 4 =$

Guided Reading	Work to complete.
Group 1	Go onto your Reading Eggs - about 30 minutes. 
Group 2	
Group 3	
Group 4	Go onto your Reading Eggs - about 30 minutes. 

Group 5	<p>Read/Share a book with a member of your family. Talk about the following:</p> <ul style="list-style-type: none">• The main events• Main characters• Morale of the story <p>What would happen next in this story?</p>
---------	---

Topic	What to do?
All Y2 children	<div data-bbox="496 297 592 483"></div> <p data-bbox="437 490 651 524">Special Activity</p> <p data-bbox="432 577 1485 694">In these uncertain times, I want you to make a memory box this week in your topic learning. This memory box is for you to look back over this period and remember what it was like and what you did.</p> <p data-bbox="432 741 1437 819">Design the box, put in objects to remind you of this time and then either keep it safe in your wardrobe or, if you have a garden, bury it.</p> <p data-bbox="432 864 810 898">The week could go like this:</p> <p data-bbox="432 947 1002 981">Monday - Find a box. Plan your design.</p> <p data-bbox="432 992 1219 1025">Tuesday - Decorate your box according to your plan.</p> <p data-bbox="432 1037 1445 1115">Wednesday/Thursday - Start to put together items for your box - writing, objects, sentimental items etc.</p> <p data-bbox="432 1126 1437 1205">Friday - Take photos of your time capsule and put it in your chosen place.</p> <p data-bbox="432 1261 1342 1294">Don't forget to send us photos so we can see how you get on.</p>