

Phase 2
Useful online website – Phonics Play - <https://www.phonicsplay.co.uk/#> select the phase you need and have a go at the games and activities to mix things up a bit!

Sounds – Please practise all sounds on the phase 2/3 sound mat in you book bag

Phase 3
Useful online website – Phonics Play - <https://www.phonicsplay.co.uk/#> select the phase you need and have a go at the games and activities to mix things up a bit!

Sounds – Please practise all sounds on the phase 2/3 sound mat in you book bag

Phase 4
Useful online website – Phonics Play - <https://www.phonicsplay.co.uk/#> select the phase you need and have a go at the games and activities to mix things up a bit!

Sounds – Please practise all sounds on the phase 3 sound mat in you book bag

Dr Phonics



Needed:
- Teddy Bear
- Plasters or masking tape or post it notes cut into plasters.
Ask a grown up to write your words on your plasters. Read the word and stick them in the correct place.

leg
neck
hip

Dr Phonics



Needed:
- Teddy Bear
- Plasters or masking tape or post it notes cut into plasters.
Ask a grown up to write your words on your plasters. Read the word and stick them in the correct place.

cheek
foot
chest

Dr Phonics



Needed:
- Teddy Bear
- Plasters or masking tape or post it notes cut into plasters.
Ask a grown up to write your words on your plasters. Read the word and stick them in the correct place.

hand
finger

tum
Challenge - chin, feet.

thigh
arm
finger

chest
ears
Challenge - knee, tummy

Writing Task:

Write how you think this little girl is feeling.
What do you think she can see?
Where do you think they are going?

Writing Task:

Write what you think is happening in this picture.
Where are they going?
What can they see?
How is the little girl feeling?

Writing Task:

Write what you think is happening in this picture.
Where are they going?
What can they see?
How is the little girl feeling?

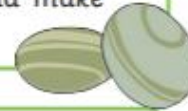


Maths Challenge

Pattern

Home Learning Challenges

Collect 5 pebbles and 5 leaves from outside. Make a pattern that goes, 'pebble, leaf, pebble, leaf'. Can you complete it? You could paint the pebbles different colours and make patterns with the colours.




Choose 2 different colours of paint and make stripes across the paper in the 2 colours. Remember to change colour each time to make it a repeating pattern. Can you use the paint to make patterns with spots or circles? How many different patterns can you make with 3 colours of paint?




Choose 2 of your favourite-coloured pens. Draw a circle with one colour and a triangle with another, then another circle with the same first colour and another triangle with the same second colour. Continue the pattern. Can you make a pattern with the 2 the same, then another 2 the same, e.g. 'red, red, blue, blue'?



Can you make a pattern with the fruit from the fruit bowl, or the biscuits in the biscuit tin? Try this one: 'banana, banana, grape, grape' or 'apple, pear, orange, apple, pear, orange'. How many more can you make?



Use the Internet or books to look at patterns on animals. Look at tigers, zebras, snakes, giraffes and cheetahs. What other animals can you find with patterns? Can you draw any of the patterns?



Ask a friend to clap a repeating pattern for you to copy. Repeat it back to them. Then, you clap a repeating pattern and see if they can repeat it. Try this with some other body percussion, including tapping on your legs, knees, shoulders and head. You could tap your hands, knees, head, phands, knees, head.



Other Activity



PAINT CAR ROLLING...

IF YOU HAVEN'T GOT A SLIDE, YOU CAN MAKE A RAMP USING A PIECE OF WOOD OR CARDBOARD.

LAY SOME PAPER DOWN YOUR SLIDE OR RAMP.

DIP YOUR CAR TYRES IN PAINT.

ROLL!